AVENTOS HS

Hoja de datos técnicos

www.blum.com

Perfecting motion blum®

Información útil pedido
Selección del mecanismo de elevación

Para seleccionar el mecanismo de elevación correcto, debe conocer la altura del cuerpo y el peso del frente incluyendo el tirador.

Ejemplo:

Altura de cuerpo de mueble KH = 600 mm

Peso del frente, tirador incluido = 10 kg

Selección del mecanismo de elevación = **20S2E01.05**

Altura mueble KH = 602 mm, redondear a KH = 600 mm

Altura mueble KH = 603 mm, redondear a KH = 605 MM

KH (mm)	Peso del frente, tirador incluido (kg)		
	20S2G01.05	20S2H01.05	20S2I01.05
800	4.00–7.00	6.00–12.25	10.50–20.00
795	4.00–7.00	6.00–12.25	10.50–20.00
790	4.00–7.00	6.00–12.25	10.75–20.00
785	4.00–7.00	6.25–12.50	10.75–20.00
780	4.00–7.00	6.25–12.50	10.75–20.25
775	3.75–7.00	6.25–12.50	11.00–20.25
770	3.75–7.00	6.25–12.50	11.00–20.25
765	3.75–7.25	6.50–12.50	11.00–20.25
760	3.75–7.25	6.50–12.75	11.25–20.25
755	3.75–7.25	6.50–12.75	11.25–20.50
750	3.50–7.25	6.50–12.75	11.50–20.50
745	3.50–7.25	6.50–12.75	11.50–20.50
740	3.50–7.25	6.50–12.75	11.75–20.75
735	3.50–7.50	6.50–13.00	11.75–20.75
730	3.50–7.50	6.75–13.00	11.75–21.00
725	3.50–7.50	6.75–13.00	12.00–21.00
720	3.50–7.50	6.75–13.00	12.00–21.25
715	3.50–7.50	6.75–13.00	12.00–21.25
710	3.50–7.75	6.75–13.25	12.25–21.25
705	3.50–7.75	6.75–13.25	12.25–21.50
700	3.50–7.75	6.75–13.25	12.50–21.50
695	3.50–7.75	6.75–13.25	12.50–21.50
690	3.50–7.75	6.75–13.25	12.75–21.50
685	3.50–8.00	7.00–13.25	12.75–21.50
680	3.50–8.00	7.00–13.50	13.00–21.50
676	3.50–8.00	7.00–13.50	13.00–21.50

KH (mm)	20S2D01.05	20S2E01.05	20S2F01.05
675	3.00–5.25	5.00–11.00	09.75–19.00
670	3.00–5.25	5.00–11.00	09.75–19.00
665	3.00–5.25	5.00–11.00	09.75–19.00
660	3.00–5.50	5.25–11.25	10.00–19.00
655	3.00–5.50	5.25–11.25	10.00–19.00
650	3.00–5.50	5.25–11.25	10.00–19.00
645	3.00–5.50	5.25–11.25	10.00–18.75
640	3.00–5.50	5.25–11.25	10.00–18.75
635	3.00–5.50	5.25–11.50	10.25–18.75
630	3.00–5.75	5.50–11.50	10.25–18.75
625	3.00–5.75	5.50–11.50	10.25–18.75
620	3.00–5.75	5.50–11.50	10.25–18.75
615	3.00–5.75	5.50–11.50	10.25–18.75
610	3.00–6.00	5.50–11.75	10.50–18.50
605	3.00–6.00	5.50–11.75	10.50–18.50
600	3.00–6.00	5.50–11.75	10.50–18.50
595	3.00–6.00	5.50–11.75	10.50–18.50
590	3.00–6.00	5.50–12.00	10.75–18.25
585	3.00–6.25	5.75–12.00	10.75–18.25
580	3.00–6.25	5.75–12.00	11.00–18.00
575	3.00–6.25	5.75–12.00	11.00–18.00
570	3.00–6.25	5.75-12.25	11.25–17.75
565	3.00–6.25	5.75–12.25	11.25–17.75
560	3.00–6.50	6.00–12.25	11.25–17.50
555	3.00–6.50	6.00–12.50	11.50–17.50
550	3.00–6.50	6.00–12.50	11.50–17.25
545	3.00–6.50	6.00–12.50	11.50–17.25
540	3.00–6.50	6.00–12.75	11.75–17.00
535	3.00–6.75	6.25–12.75	11.75–16.75
530	3.00–6.75	6.25–12.75	11.75–16.75
526	3.00–6.75	6.25–13.00	12.00–16.50

KH (mm)	20S2A01.05	20S2B01.05	20S2C01.05
525	2.50–4.00	3.25–7.50	7.25–15.00
520	2.50–4.00	3.50–7.50	7.25–15.00
515	2.50–4.00	3.50–7.50	7.25–14.75
510	2.50–4.00	3.50–7.75	7.50–14.75
505	2.50–4.00	3.50–7.75	7.50–14.75
500	2.50–4.25	3.50–7.75	7.50–14.75
495	2.50–4.25	3.75–7.75	7.50–14.50
490	2.50–4.25	3.75–8.00	7.75–14.50
485	2.50–4.25	3.75–8.00	7.75–14.25
480	2.50–4.25	3.75–8.00	7.75–14.25
475	2.50–4.25	3.75–8.00	7.75–14.00
470	2.50–4.25	4.00–8.25	8.00–14.00
465	2.25–4.25	4.00–8.25	8.00–13.75
460	2.25–4.25	4.00–8.25	8.00–13.75
455	2.25–4.25	4.00–8.50	8.25–13.50
450	2.25–4.25	4.00–8.50	8.25–13.50
445	2.25–4.50	4.25–8.50	8.25–13.25
440	2.25–4.50	4.25–8.50	8.25–13.00
435	2.25–4.50	4.25–8.75	8.50–13.00
430	2.25–4.50	4.25–8.75	8.50–12.75
425	2.25–4.50	4.25–8.75	8.50–12.75
420	2.25–4.50	4.25–8.75	8.50–12.50
415	2.25–4.50	4.25–8.75	8.50–12.50
410	2.25–4.50	4.25–9.00	8.75–12.25
405	2.25–4.50	4.25–9.00	8.75–12.00
400	2.00–4.75	4.25–9.00	8.75–12.00
395	2.00–4.75	4.50–9.00	8.75–11.75
390	2.00–4.75	4.50–9.00	8.75–11.50
385	2.00–4.75	4.50–9.25	9.00–11.50
380	2.00–4.75	4.50–9.25	9.00–11.25
375	2.00–4.75	4.50–9.25	9.00–11.25
370	2.00–4.75	4.50–9.25	9.00–11.00
365	2.00–4.75	4.50–9.25	9.00–11.00
360	2.00–4.75	4.50–9.50	9.25–10.75
355	2.00–4.75	4.50–9.50	9.25–10.50
350	2.00–5.00	4.50–9.50	9.25–10.50

Información útil pedido

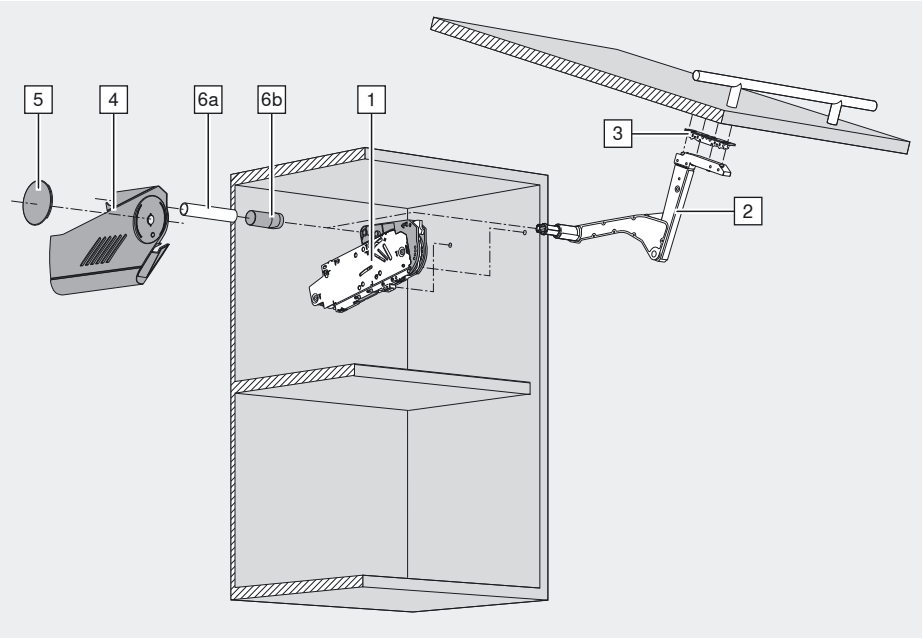

9 tipos de mecanismos de elevación son suficientes para cubrir una gran variedad de aplicaciones.

Para seleccionar el mecanismo de elevación correcto, debe conocer la altura del cuerpo y el peso del frente incluyendo el tirador.

Ejemplo:
Altura de cuerpo de mueble KH = 600 mm
Peso del frente, tirador incluido = 10 kg
Selección del mecanismo de elevación = **20S2E01.05**

Altura del cuerpo de mueble KH = 602 mm, redondear a KH = 600 mm
Altura del cuerpo de mueble KH = 603 mm, redondear a KH = 605 mm

1	Mecanismo de elevación simétrico			
	2 x	20S2A01.05	20S2B01.05	20S2C01.05
	2 x	20S2D01.05	20S2E01.05	20S2F01.05
	2 x	20S2G01.05	20S2H01.05	20S2I01.05

2	Paquete del brazo	
	Acero niquelado	
	izquierda/derecha	20S3501.06

3	Fijación frontal simétrica		
	niquelado		
	Frentes de madera y marcos de aluminio anchos[1]	2 x	20S4201
	Marcos de aluminio estrechos	2 x	20S4201A

4	Tapa grande	
	gris claro, blanco seda, niquelada	
	izquierda/derecha	20S8001

5	Tapa redonda		
	Plástico gris oscuro, niquelada		
	sin impresión	2 x	20F9001
	con el logotipo de BLUM	2 x	20F9001.BL
	Con impresión individual a partir de 1.000 pzas		

6	Barra estabilizador transversal redonda premontada	
	Ancho cuerpo de mueble	
	600 mm	20Q434PN
	800 mm	20Q634PN
	900 mm	20Q734PN
	1.200 mm	20Q1034PN

Alternativa:

6a	Guía redonda del estabilizador transversal	
	Aluminio, Ø 16 mm, para cortar a la medida, 1.061 mm	20Q1061UN

6b	Tapa para estabilizador transversal redondo	
	Plástico gris oscuro	
	2 x	20Q0003.03

	Pieza de unión para el estabilizador transversal		
	Alum, Ø 16 mm, a partir de ancho de cuerpo de 1.219 mm		
	Pieza de unión		
	para KS 15–16 mm	1 x	20Q159ZN1
	Pieza de unión		
	para KS 18–19 mm	1 x	20Q153ZN1
	soporte	1 x	20Q0007
	Tapas	2 x	20Q0003

KS = Espesor de lateral del cuerpo

	Broca PZ con ranura en cruz para chapa	
	Tamaño 2, longitud 39 mm	BIT-PZ KS2

[1] Utilice tornillos aglo para frentes de madera (609.1x00). Los marcos de aluminio anchos requieren el uso de 4 Tornillo para chapa, cabeza avellanada (660.0950).

Posic.de los tacos encastr.para el mecan.

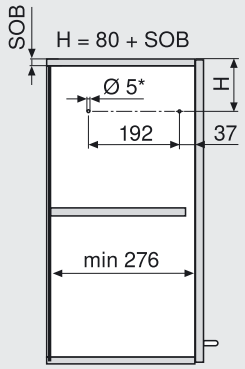

* Profundidad de taladrado 5 mm

SOB Espesor de sobre superior de cuerpo

Posición de fijación para el mecanismo

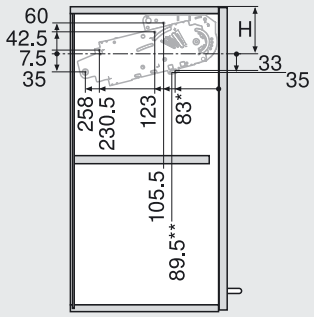

5 x Ø 4 x 35 mm

* izquierda

** derecha

Espacio ocupado

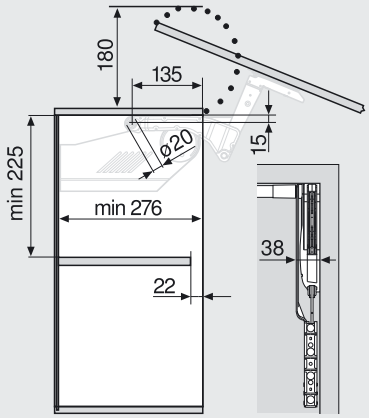

Montaje de frentes

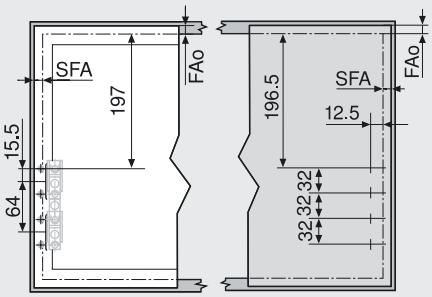

Marcos de aluminio estrechos

Frentes de madera y marcos de aluminio anchos[1)]

FAo Recubrimiento del frente en la parte superior

SFA Recubrimiento lateral del frente

Tope en la pared: Juego mínimo necesario 5 mm

Planificación de marcos estrechos de aluminio

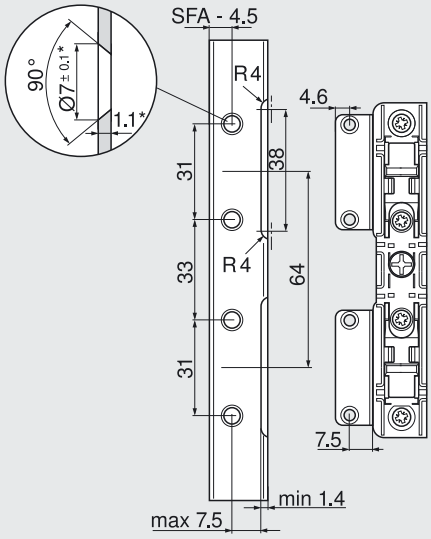

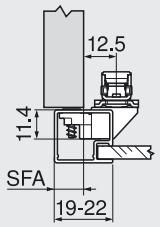

SFA Recubrimiento lateral del frente

Con una anchura de marco de 19 mm: posible utilizar recubrimiento lateral

* Adaptar las medidas de fabricación a los distintos espesores del material

Ajuste del frente

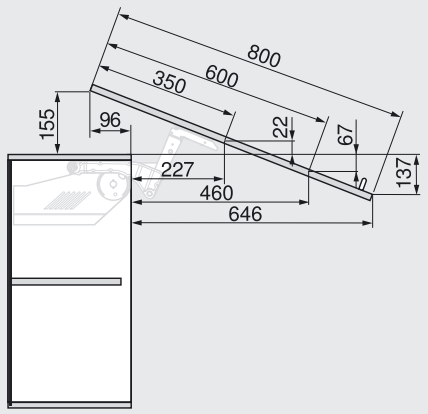

Variar las medidas según el ajuste de la inclinación

Req.de espac.para cornisas y listones cuadr.

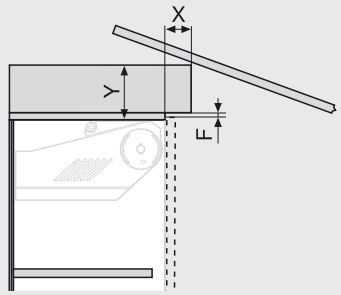

Juego F	X max.	Y max.
3 mm	35 mm	101 mm
2 mm	31 mm	101 mm
1.5 mm	28 mm	101 mm

Estabilizador transversal

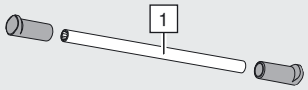

[1] KB (KS 15-19 mm) -166 mm o ancho interior del mueble -129 mm

Pieza de unión

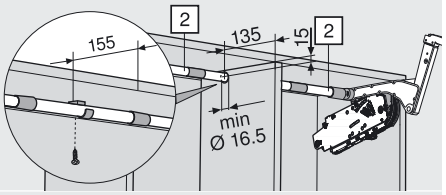

[2] media KB (KS 15–19 mm) -166 mm

KB Ancho cuerpo de mueble

KS Espesor de lateral del cuerpo

[1)]Utilice tornillos aglo para frentes de madera (609.1x00). Los marcos de aluminio anchos requieren el uso de 4 Tornillo para chapa, cabeza avellanada (660.0950).